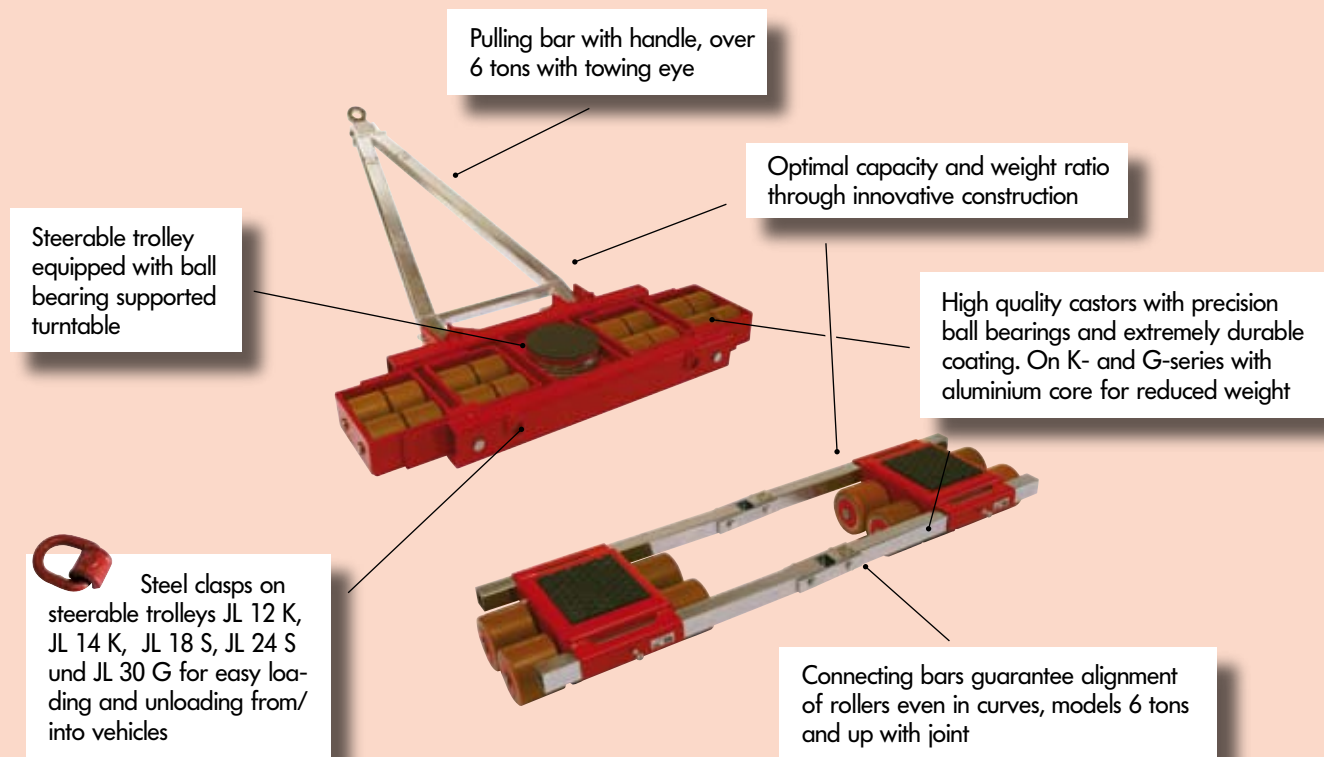



Trolley information and overview



J	L	B	3	K
High quality products	Steerable trolley	Bending construction	Capacity in [tons]	
	F			K Professional
	Adjustable trolley			
	TL			S
	Tandem transport trolley			
	K			G
	Revolving transport trolley			
				H

▶ Please refer to page 26-27 for additional roller information

For load weight up to 24 metric tons, Height: 110 mm / 4.3 in (page 14-17)

For load weight up to 28 metric tons, Height: 110 mm / 4.3 in (page 18-20)

For load weight up to 48 metric tons, Height: 125 mm / 4.9 in (page 21)

For load weight up to 60 metric tons, Height: 180 mm / 7.1 in (page 22-24)

For load weight up to 120 metric tons, Height: 230 mm / 9.1 in (page 25)



Revolving Transport Trolley JKB

For loads up to 12 metric tons



JKB 1



JKB 3

JKB 1 Available with:

JUWAmid-coated



for plain and clean floors
Order number 95 050 079-E


JKB 3-5 Available with:

JUWAmid-coated



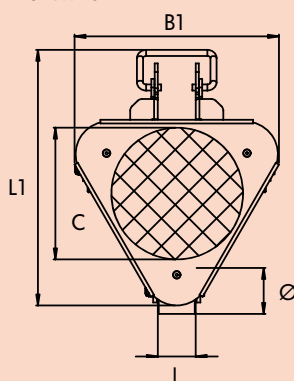
for plain and clean floors
Order number 95 050 088-P

Example for load distribution on 9 tons JKB 3 Set:

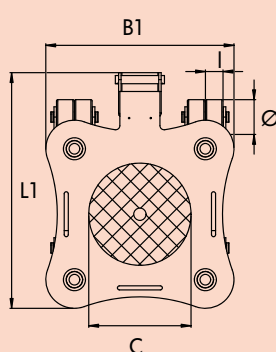


Please refer to page 26-27 for additional roller information

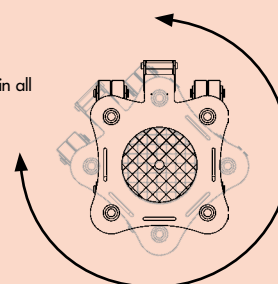
Sketch JKB 1



Sketch JKB 3



360° rotation in all directions



Load weight up to		1 metric ton	4 metric tons	3 metric tons	9 metric tons	
Type	Sketch	JKB 1 K	JKB 1 Set	JKB 3 K	JKB 3 Set	
Load capacity	kg / lbs	1 000 / 2 200	3 000 / 6 600	3 000 / 6 600	9 000 / 19 800	
Number of castors	pcs	3	3 x 3	8	3 x 8	
Castor dimensions	Ø x l	mm / in	75 x 60 / 3 x 2.4"	75 x 60 / 3 x 2.4"	85 x 43 / 3.3 x 1.7"	85 x 43 / 3.3 x 1.7"
Fitting height		mm / in	110 / 4.3"	110 / 4.3"	110 / 4.3"	110 / 4.3"
Supporting surface of turntable	Ø C	mm / in	215 / 8.5"	215 / 8.5"	250 / 9.8"	250 / 9.8"
Cassette dimensions	L1 x B1	mm / in	390 x 340 / 15.4 x 13.4"	390 x 340 / 15.4 x 13.4"	575 x 460 / 22.6 x 18.1"	575 x 460 / 22.6 x 18.1"
Weight JUWAmid	kg / lbs	10 / 22	30 / 66	32 / 71	96 / 211	
Order-no. with JUWAmid		14 060 082-P	14 060 082-S3	14 030 085-P	14 030 085-S	



Revolving transport trolley JKB

For loads up to 15 metric tons



JKB 4



JKB 5



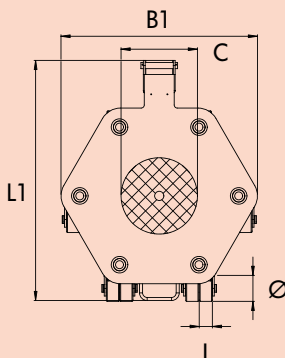
JKB 4 Set in use

Advantages in detail

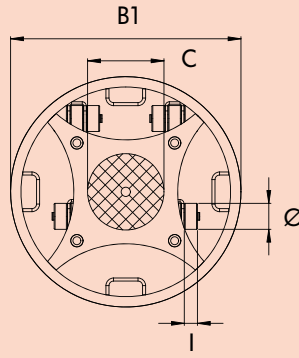
- Connecting bars on JKB 1 can be fixed without tools by clamping down on handle.
- High load capacity at low weight.
- Bearing supported swivelling rollers allow 360° maneuverability.
- Same height trolleys provides interchangeability. Mix and match revolving trolleys JKB 1-4 with K-Series transport trolleys and JKB 5 with S-Series.
- All products in a SET also available with accessories listed on page 12
- Unrivalled: The double roller system on the JKB 3 up to JKB 5 reduces rolling and turning resistance to a minimum.
- The trolleys JKB 3 and 5 can be affixed to load with standard tie-down belts.

▶ Please see page 12 for compatible connecting bars and pulling handles

Sketch JKB 4




Sketch JKB 5



Load weight up to		4 metric tons	12 metric tons	5 metric tons	15 metric tons
Type	Sketch	JKB 4 K	JKB 4 Set	JKB 5 K	JKB 5 Set
Load capacity	kg/lbs	4 000 / 8 800	12 000 / 26 400	5 000 / 11 000	15 000 / 33 000
Number of castors	pcs	12	3 x 12	12	3 x 12
Castor dimensions	Ø x l	mm / in	85x43 / 3.3x1.7"	85x43 / 3.3x1.7"	85x43 / 3.3x1.7"
Fitting height	mm / in	110 / 4.3"	110 / 4.3"	125 / 4.9"	125 / 4.9"
Supporting surface of turntable	Ø C	mm / in	250 / 9.8"	250 / 9.8"	250 / 9.8"
Cassette dimensions	L1 x B1	mm / in	690 x 640 / 27.16 x 25.19"	690 x 640 / 27.16 x 25.19"	760 x 760 / 29.9 x 29.9"
Weight JUWAmid	kg/lbs	51 / 112	153 / 337	48 / 106	144 / 318
Order number with JUWAmid		14 040 085-P	14 040 085-S	14 050 085-P	14 050 085-S

Transport trolleys K-series

For loads up to 24 metric tons



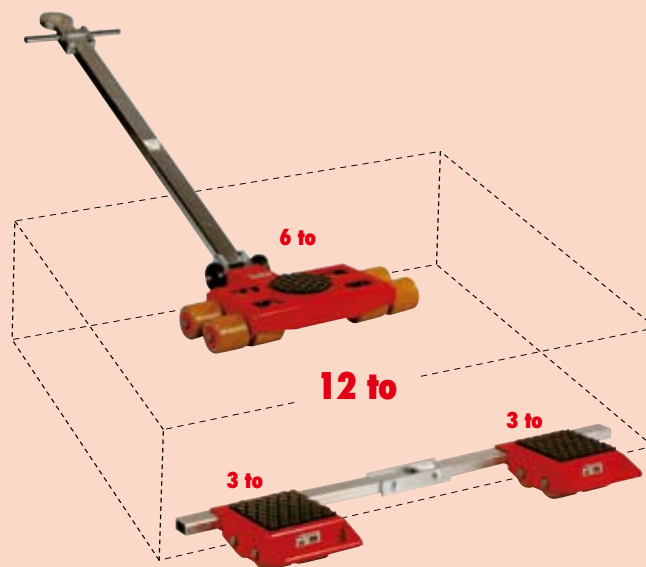
Available with:
JUWAthan®plus coated aluminium castor

for any floors
Order number 95 050 057-V

Available with:
Steel castor

for insentive floors
Order number 95 050 043-S

Example for load distribution on 12 tons trolley combination:



Please refer to page 26-27 for additional roller information



Castors with ball bearings guarantee easy movement

Type	Sketch	6 metric tons		12 metric tons	
		JLB 3 K	JFB 3 K	JLB 6 K	JFB 6 K
Load capacity	kg/lbs	3 000 / 6 600	3 000 / 6 600	6 000 / 13 200	6 000 / 13 200
Number of castors	pcs	4	4	8	8
Castors dimensions	Ø x l	mm / in	85 x 85 / 3.3 x 3.3"	85 x 85 / 3.3 x 3.3"	85 x 85 / 3.3 x 3.3"
Fitting height		mm / in	110 / 4.3"	110 / 4.3"	110 / 4.3"
Supporting surface per cassette	Ex F	mm / in		120 x 80 / 4.7 x 3.1"	175 x 170 / 6.9 x 6.7"
Cassette dimensions	L x B x H	mm / in		190 x 125 / 7.5 x 4.9"	325 x 200 / 12.8 x 7.9"
Connecting rod with joint	Length	mm / in		1 000** / 39.4"	1 230 / 48.4"
Cassettes adjustable from - to	G - H	mm / in		125 - 880 / 4.9 - 34.6"	400 - 1 030 / 15.7 - 40.6"
Supporting surface of turnable	Ø C	mm / in	150 / 5.9"		150 / 5.9"
Dimensions	L x B x H	mm / in	225 x 280 / 8.9 x 11"		445 x 590 / 17.5 x 23.2"
Handlebar with pulling eye	Length	mm / in	990* / 39"		1 120 / 44.1"
Weight JUWAthan plus	kg / lbs		12 / 26	11 / 24	33 / 72
Order number with JUWAthan plus			07 031 085-V	08 031 085-V	07 061 085-V
					08 061 085-V

*JLB 3 K steering bar without pulling eye — **JFB 3 K without joint

Transport trolleys K-series


For loads up to 24 metric tons




JL 9 K



JL 12 K

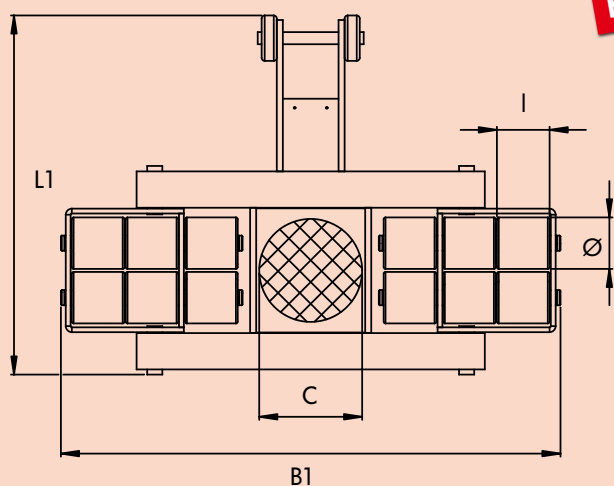


JFB 9 K



JFB 12 K

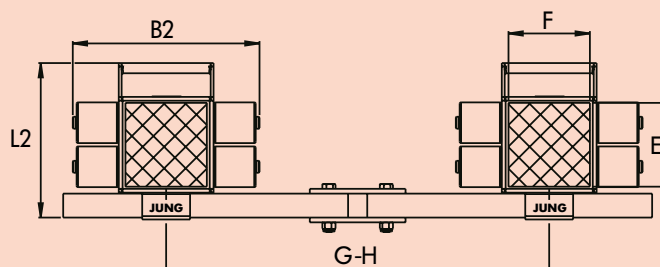
Sketch



NEW

Advantages in detail

- Galvanized axles and safety clip rings for improved protection against corrosion.
- Outfitted with highest quality rollers as standard.
- Reduced weight through advanced construction of load cassettes.
- All transport trolleys are ready for use: The steerable transport trolley is fitted with a ball bearing supported turntable and a handlebar (as shown in picture). The adjustable-width transport trolley consists of two transport units and connecting rod.



Load weight up to


		18 metric tons		24 metric tons	
Type	Sketch	JL 9 K	JFB 9 K	JL 12 K	JFB 12 K
Load capacity	kg / lbs	9 000 / 19 800	9 000 / 19 800	12 000 / 26 400	12 000 / 26 400
Number of castors	pcs	12	12	16	16
Castors dimensions	Ø x l mm / in	85 x 85 / 3.3 x 3.3"	85 x 85 / 3.3 x 3.3"	85 x 85 / 3.3 x 3.3"	85 x 85 / 3.3 x 3.3"
Fitting height	mm / in	110 / 4.3"	110 / 4.3"	110 / 4.3"	110 / 4.3"
Supporting surface per cassette	E x F mm / in		175 x 170 / 6.9 x 6.7		175 x 170 / 6.9 x 6.7
Cassette dimensions	L2 x B2 mm / in		325 x 390 / 12.8 x 15.4		325 x 390 / 12.8 x 15.4
Connecting rod with joint	Length mm / in		1 230 / 48.4"		1 230 / 48.4"
Cassettes adjustable from - to	G - H mm / in		400 - 1 030 / 15.7 - 40.6"		400 - 1 030 / 15.7 - 40.6"
Supporting surface of turntable	Ø C mm / in		170 / 6.7"		170 / 6.7"
Dimensions	L1 x B1 mm / in	580 x 820 / 22.8 x 32.3"		580 x 1000 / 22.8 x 39.3"	
Handlebar with pulling eye	Length mm / in	1 120 / 44.1"		1 120 / 44.1"	
Weight JUW Athan plus	kg / lbs	54 / 119	32 / 70	64 / 141	35 / 77
Order number with JUW Athan plus		07 090 085-V	08 091 085-V	07 120 085-V	08 121 085-V

Transport trolleys K-series professional

For load weights up to 28 metric tons



JLB 7 K



JFB 7 K



JL 10 K



JFB 10 K

Available with:

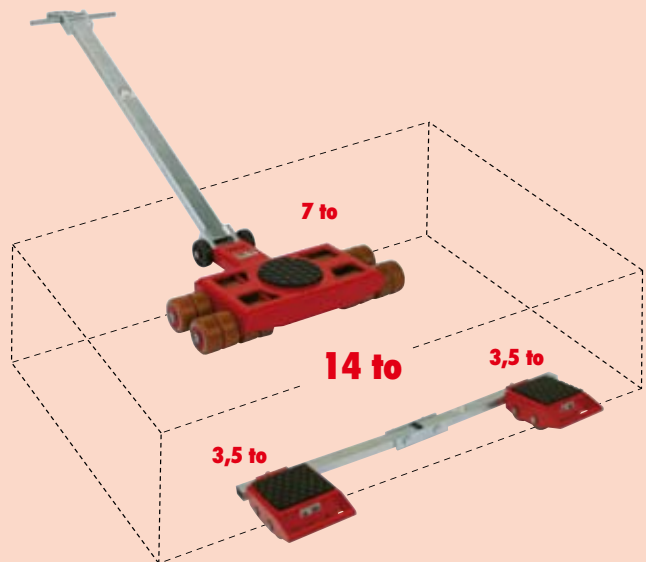
Professional castor
JUWAihan® plus coated aluminium castor



for any floors
Order number 95 050 089-D

▶ Please refer to page 26-27 for additional roller information

Example for load distribution on 14 tons trolley combination:



Castors with ball bearings guarantee easy motion

Load weight up to

Type	Sketch	14 metric tons		20 metric tons	
		JLB 7 K	JFB 7 K	JL 10 K	JFB 10 K
Load capacity	kg/lbs	7 000 / 15 400	7 000 / 15 400	10 000 / 22 000	10 000 / 22 000
Number of castors	pcs	8	8	12	12
Castors dimensions	Ø x l mm / in	85 x 85 / 3.3 x 3.3"	85 x 85 / 3.3 x 3.3"	85 x 85 / 3.3 x 3.3"	85 x 85 / 3.3 x 3.3"
Fitting height	mm / in	110 / 4.3"	110 / 4.3"	110 / 4.3"	110 / 4.3"
Supporting surface per cassette	Ex F mm / in		175 x 170 / 6.9 x 6.7"		175 x 170 / 6.9 x 6.7"
Cassette dimensions	L x B x H mm / in		325 x 200 / 12.8 x 7.9"		325 x 390 / 12.8 x 15.4"
Connecting rod with joint	Length mm / in		1 230 / 48.4"		1 230 / 48.4"
Cassettes adjustable from - to	G - H mm / in		400 - 1 030 / 15.7 - 40.6"		400 - 1 030 / 15.7 - 40.6"
Supporting surface of turnable	Ø C mm / in	150 / 5.9"		170 / 6.7"	
Dimensions	L x B x H mm / in	445 x 590 / 17.5 x 23.2"		580 x 820 / 22.8 x 32.3"	
Handlebar with pulling eye	Length mm / in	1 120 / 44.1"		1 120 / 44.1"	
Weight professional	kg / lbs	36 / 79	27 / 59	56 / 123	35 / 77
Order-no. with professional		07 071 085-D	08 071 085-D	07 100 085-D	08 101 085-D

*JLB 3 K steering bar without pulling eye — **JFB 3 K without joint



Transport trolleys K-series professional

For load weights up to 28 metric tons

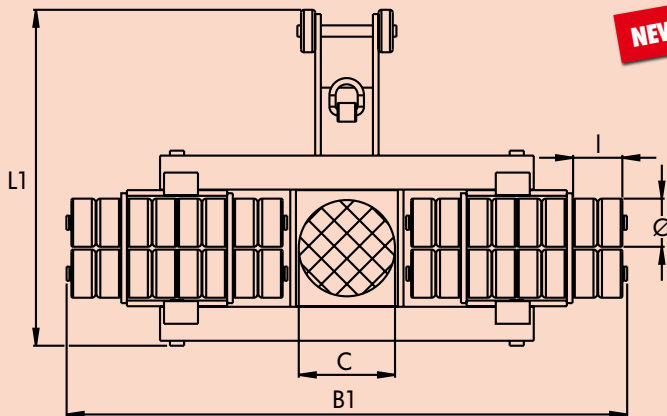


JL 14 K



JFB 14 K

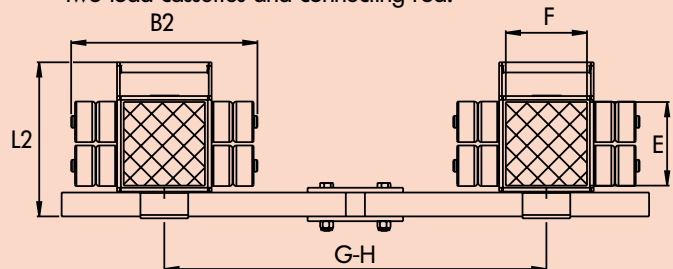
Sketch



NEW

Advantages in detail

- Galvanized axles and safety clip rings for improved protection against corrosion.
- The double roller design results in dramatically easier steering due to reduced friction forces in curves. The much lower friction resistance also causes the rollers on the rear axis to following in a truer course.
- Higher capacity at same dimension as K-series trolleys.
- All transport trolleys are ready for use: Steerable transport trolley includes ball bearing supported turntable and a handlebar, the adjustable-width transport trolley consists of two load cassettes and connecting rod.



Load weight up to

28 to


Type	Sketch		JL 14 K	JFB 14 K
Load capacity		kg / lbs	14 000 / 30 800	14 000 / 30 800
Number of castors		pcs	16	16
Castor dimensions	Ø x l	mm / in	85 x 85 / 3.3 x 3.3"	85 x 85 / 3.3 x 3.3"
Fitting height		mm / in	110 / 4.3"	110 / 4.3"
Supporting surface per cassette	E x F	mm / in		175 x 170 / 6.9 x 6.7
Cassette dimensions	L2 x B2	mm / in		325 x 390 / 12.8 x 15.4
Connecting rod with joint	Length	mm / in		1 230 / 48.4"
Cassettes adjustable from - to	G - H	mm / in		400 - 1 030 / 15.7 - 40.6"
Supporting surface of turntable	Ø C	mm / in	170 / 6.7"	
Dimensions	L1 x B1	mm / in	580 x 1000 / 22.8 x 39.3"	
Handlebar with pulling eye	Length	mm / in	1 120 / 44.1"	
Weight professional		kg / lbs	64 / 141	35 / 77
Order-no. with professional			07 140 085-D	08 141 085-D

Transport trolleys K-series professional

For load weights up to 12 metric tons



JTLB 6 K



JTLB 12 K

Available with:

Professional castor
JUWATHAN® plus coated aluminium castor



for any floors
Order number 95 050 089-D

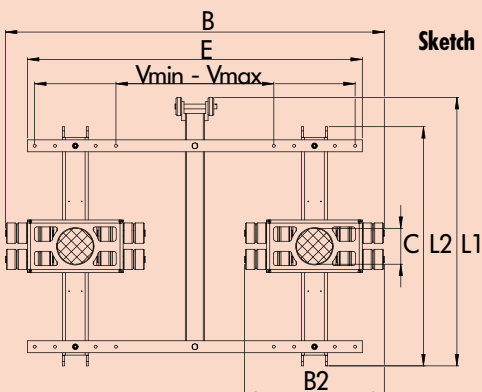
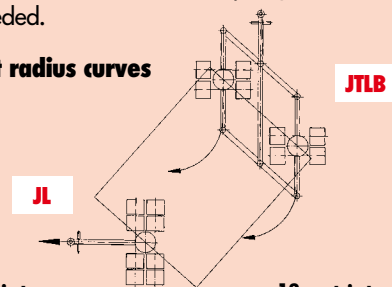
▶ Please refer to page 26-27 for additional roller information

NEW

Advantages in detail

- Galvanized axles and safety clip rings for improved protection against corrosion.
- The double roller design results in dramatically easier steering due to reduced friction forces in curves. The much lower friction resistance also causes the rollers on the rear axis to following in a truer course.
- Tandem transport trolley for loads with no leading or trailing edge centre support.
- Ready for use: 2 interconnected steerable trolleys with 2 handlebars and two tandem connecting rods.
- Multi-purpose use: Also useable as two single trolleys, each with half of the combined load capacity. No additional accessories needed.

For short radius curves



Load weight up to

Type	Sketch		JTLB 6 K	JTLB 12 K
Load capacity		kg / lbs	6 000 / 13 200	12 000 / 26 400
Number of castors		pcs	8	16
Castor dimensions	Ø x l	mm / in	85 x 85 / 3.3 x 3.3"	85 x 85 / 3.3 x 3.3"
Fitting height		mm / in	110 / 4.3"	110 / 4.3"
Cassette dimensions	L2 x B2	mm / in	310 x 280 / 12.2 x 11"	1 000 x 590 / 39.4 x 23.2"
Supporting surface per cassette	Ø C	mm / in	170 / 6.7"	170 / 6.7"
Connecting rod	E	mm / in	1 000 / 39.4"	1 400 / 55.1"
Adjustable from - to Vmin. -Vmax.		mm / in	360 -960* / 14.2 -37.8**	660 - 1 340* / 26 - 52.7**
Adjustable			7x	4x
Total length /width	L1 x B1	mm / in	650 x 1 240 / 25.5 x 48.8"	1 000 x 1 930 / 39.3 x 76"
Handlebar with pulling eye	Length	mm / in	990**/ 39***	1 120 / 44.1"
Weight professional		kg / lbs	37 / 82	104 / 229
Order-no. with professional			12 061 085-D	12 121 085-D

*other lengths on request **without pulling eye


Transport trolleys S-series professional

For load weights up to 48 metric tons



JL 18 S

JF 18 S



JL 24 S

JFB 24 S

NEW

Available with:
JUWATHan-coated steel castors

for any floors
Order number 95 050 025-V

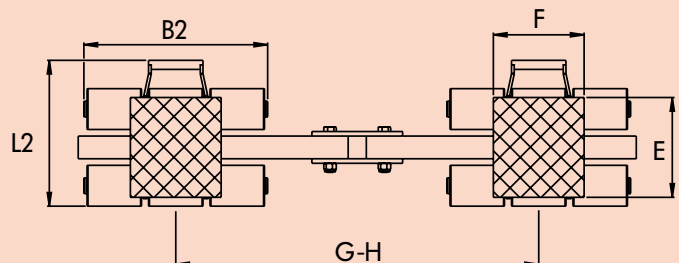
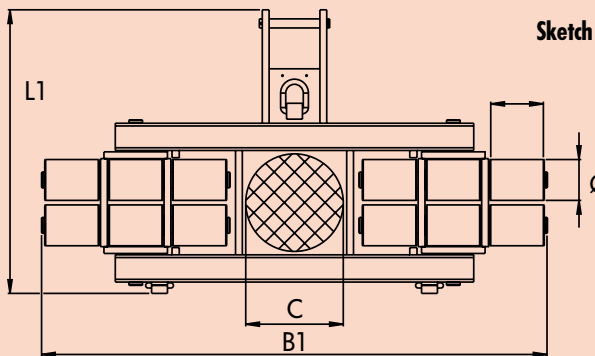
Available with:
Steel castors

for insensitive floors
Order number 95 050 026-S

Advantages in detail

- Pivoting roller cassettes within the frame assure even pressure distribution across all rollers and across the floor. No need for complex and expensive hydraulic compensation system.
- Low height at only 125 mm / 4.9" with high capacity.

▶ Please refer to page 26-27 for additional roller information



Type	Sketch	36 metric tons		48 metric tons NEW	
		JL 18 S	JF 18 S	JL 24 S	JFB 24 S
Load capacity	kg / lbs	18 000 / 39 600	18 000 / 39 600	24 000 / 52 800	24 000 / 52 800
Number of castors	pcs	12	12	16	16
Castor dimensions	Ø x l mm / in	90 x 120 / 3.5 x 4.7"	90 x 120 / 3.5 x 4.7"	90 x 120 / 3.5 x 4.7"	90 x 120 / 3.5 x 4.7"
Fitting height	mm / in	125 / 4.9"	125 / 4.9"	125 / 4.9"	125 / 4.9"
Supporting surface per cassette	E x F mm / in		220 x 200 / 8.6 x 7.8"		200 x 220 / 7.9 x 8.7"
Cassette dimensions	L2 x B2 mm / in		260 x 410 / 10.2 x 16.1"		370 x 565 / 14.6 x 22.2"
Connecting rod with joint	Length mm / in		1 230 / 48.4"		2 x 1 540 / 60.6"
Cassettes adjustable from - to	G - H mm / in		420 - 1100 / 16.5 - 43.3"		700 - 1300 / 27.6 - 51.2"
Supporting surface of turntable	Ø C mm / in		215 / 8.5"		215 / 8.5"
Dimensions	L1 x B1 mm / in		600 x 1 120 / 23.6 x 44.1"		610 x 1 500 / 24 x 59"
Handlebar with pulling eye	mm / in		1 230 / 48.4"		1 590 / 62.6"
Weight JUWATHan Steel	kg - lbs		110 / 118 - 242 / 260		205 / 224 - 452 / 494
Order-no. with JUWATHan coated castors			05 180 090-V	06 180 090-V	05 240 090-V
Order-no. with steel castors			05 180 090-S	06 180 090-S	05 240 090-S

Transport trolleys G-series

For load weights up to 60 metric tons




JLB 15 G



JLB 22 G



JFB 15 G



JFB 22 G

Available with:

JUWathan® plus-coated
aluminium core



for any floors
Order number 95 050 048-V



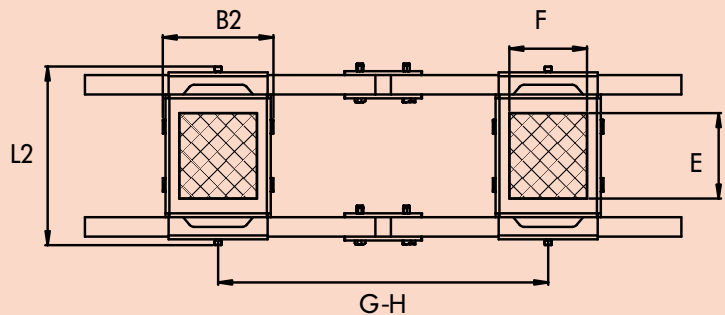
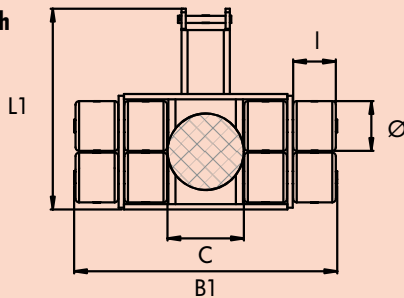
for any floors
Order number 95 050 047-V

Please refer to page 26-27 for additional roller information

Advantages in detail

- Pivoting roller cassettes within the frame assure even pressure distribution across all rollers and across the floor. No need for complex or expensive hydraulic compensation system.
- All transport trolleys are ready for use: The steerable transport trolley is fitted with a ball bearing supported turntable and a handlebar (as shown in picture). The adjustable-width transport trolley consists of two transport units and connecting rod.

Sketch



Type	Sketch	30 metric tons		45 metric tons	
		JLB 15 G	JFB 15 G	JLB 22 G	JFB 22 G
Load capacity	kg / lbs	15 000 / 33 000	15 000 / 33 000	22 500 / 49 500	22 500 / 49 500
Number of castors	pcs	8	8	12	12
Castor dimensions	Ø x l mm / in	140 x 120 / 5.5 x 4.7"	140 x 120 / 5.5 x 4.7"	140 x 120 / 5.5 x 4.7"	140 x 120 / 5.5 x 4.7"
Fitting height	mm / in	180 / 7.1"	180 / 7.1"	180 / 7.1"	180 / 7.1"
Supporting surface per cassette	E x F mm / in		220 x 200 / 8.6 x 7.8"	220 x 200 / 8.6 x 7.8"	220 x 200 / 8.6 x 7.8"
Cassette dimensions	L2 x B2 mm / in		460 x 285 / 18.0 x 11.1"	460 x 528 / 18.0 x 20.6"	460 x 528 / 18.0 x 20.6"
Connecting rod with joint	Length mm / in		2 x 1 540 / 60.6"	2 x 1 540 / 60.6"	2 x 1 540 / 60.6"
Cassettes adjustable from - to	G - H mm / in		475 - 1 300 / 18.7 - 54.3"	530 - 1 300 / 20.7 - 54.3"	530 - 1 300 / 20.7 - 54.3"
Supporting surface of turntable	Ø C mm / in	215 / 8.5"		250 / 9.4"	
Dimensions	L1 x B1 mm / in	700 x 830 / 27.6 x 32.7"		750 x 1 150 / 29.5 x 45.3"	
Handlebar with pulling eye	Length mm / in	1 230 / 48.4"		1 450 / 57"	
Weight JUWathan plus	kg / lbs	97 / 213	83 / 183	120 / 264	105 / 231
Order-no. with JUWathan plus		09 151 140-V	10 151 140-V	09 221 140-V	10 221 140-V




Transport trolleys G-series

For load weights up to 60 metric tons



JL 30 G

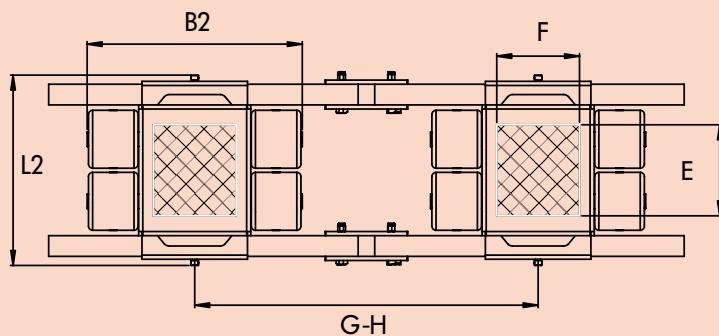
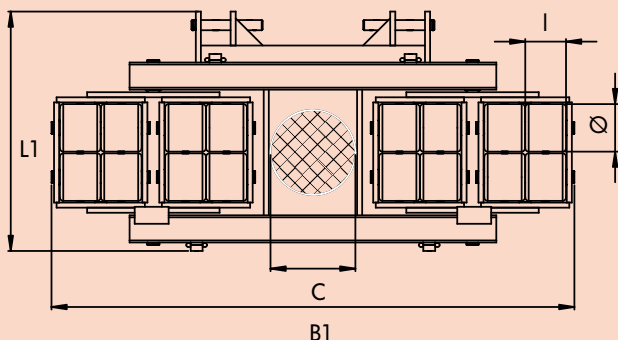


JFB 30 G

Advantages in detail

- Large rollers warrant optimal rolling characteristics on uneven surfaces and rough pavements.
- Safely overcomes small ledges, cracks in the concrete and countersunk rail tracks.
- Multi-purpose use: Also useable as two single trolleys, each with half of the combined load capacity. No additional accessories needed.
- Custom solutions available: Ask for individual design with specific measurements and adjustable connections.

Sketch



Load weight up to

60 metric tons

Type	Sketch	JL 30 G	JFB 30 G
Load capacity		kg / lbs	30 000 / 66 100
Number of castors		pcs	16
Castor dimensions	Ø x l	mm / in	140 x 120 / 5.5x4.7"
Fitting height		mm / in	180 / 7.1"
Supporting surface per cassette	E x F	mm / in	220x 200 / 8.6 x 7.8"
Cassette dimensions	L2 x B2	mm / in	460 x 528 / 18.0 x 20.6"
Connecting rod with joint	Length	mm / in	2 x 1 540 / 60.6"
Cassettes adjustable from - to	G - H	mm / in	530 - 1 300 / 20.7 - 54.3"
Supporting surface of turntable	Ø C	mm / in	250 / 9.4"
Dimensions	L1 x B1	mm / in	750 x 1 550 / 29.5x61"
Handlebar with pulling eye	Length	mm / in	1 590 / 62.6"
Weight JUWathan plus		kg	290 / 639
Order-no. with JUWathan plus			09 301 140-V
			10 302 140-V

*other lengths on request

Transport trolleys G-series

For load weights up to 60 metric tons



JTL 15 G



JTLB 30 G

Available with:

JUWAthan®plus-coated aluminium core



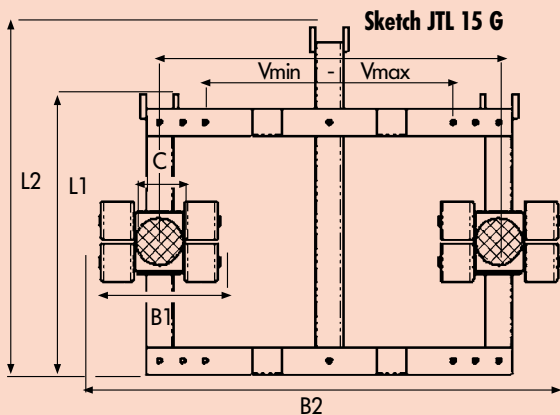
for any floors

Order number 95 050 048-V

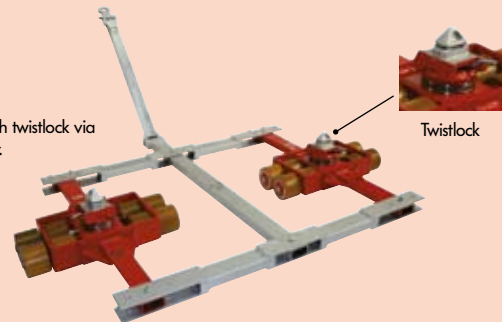
Please refer to page 26-27 for additional roller information

Advantages in detail

- Large rollers warrant optimal rolling characteristics on uneven surfaces and rough pavements.
- Safely overcomes small ledges, cracks in the concrete and countersunk rail tracks.
- Multi-purpose use: Also useable as two single trolleys, each with half of the combined load capacity. No additional accessories needed.
- Custom solutions available: Ask for individual design with specific measurements and adjustable connections.



Available with twistlock via special order.



Twistlock

Load weight up to			15 metric tons	30 metric tons
Type	Sketch		JTL 15 G	JTLB 30 G
Load capacity		kg / lbs	15 000 / 33 000	30 000 / 66 100
Number of castors		pcs	8	16
Castor dimensions	Ø x l	mm / in	140 x 120 / 5.5x4.7"	140 x 120 / 5.5x4.7"
Fitting height		mm / in	180 / 7.1"	180 / 7.1"
Supporting surface of turntable	Ø C	mm / in	170 / 6.7"	215 / 8.5"
Dimensions	L1 x B1	mm / in	1 020x 440 / 40.2 x 17.3"	1 328 x 740 / 54.3 x 29.1"
Width of track on connection rod	E	mm / in	1 330 / 52.4"	1 700 / 66.9"
Adjustable from-to Vmin. -Vmax.		mm / in	900 - 1 230* / 35.4-48.4"	1 270 - 1 600 / 50 x 63"
Adjustable			3x	3x
Dimensions	L2 x B2	mm / in	1 250x1770 / 49.2x 69.7"	1 620 x 2 340 / 63.8 x 92.1"
Handlebar with pulling eye	Length	mm / in	1 230 / 48.4"	1 230 / 48.4"
Weight JUWAthan plus		kg	146 / 321	273 / 602
Order-no. with JUWAthan plus			12 150 140-V	12 302 140-V

*other lengths on request

Transport trolleys H-series

For load weights up to 120 metric tons




JLB 35 H



JFB 35 H



JLB 60 H



JFB 60 H

Available with:

JUWATHan-coated steel castors



for any floors
Order number 95 050 025-V

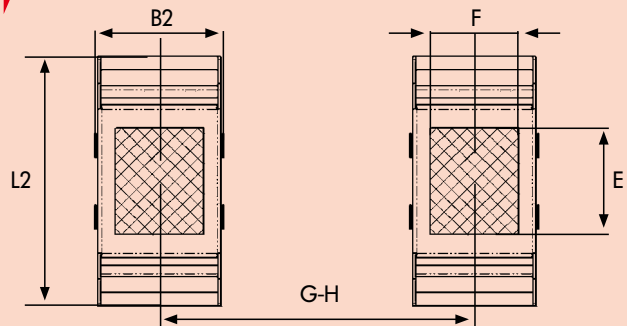
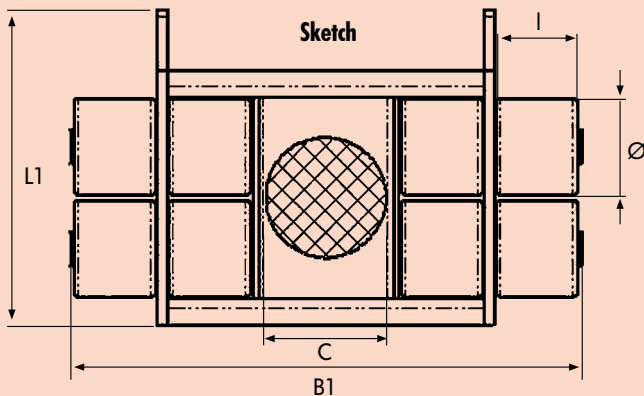


for any floors
Order number 95 050 090-V

Advantages in detail

- Outfitted with highest quality rollers as standard.
- Reduced weight through advanced construction of frames.
- All transport trolleys are ready for use: The steerable transport trolley is fitted with a ball bearing supported turntable and a handlebar (as shown in picture). The adjustable-width transport trolley consists of two transport units and connecting rod.

Please refer to page 26-27 for additional roller information



Load weight up to

70 metric tons

120 metric tons

Type	Sketch	JLB 35 H	JFB 35 H	JLB 60 H	JFB 60 H
Load capacity	kg / lbs	35 000 / 77 000	35 000 / 77 000	60 000 / 132 000	60 000 / 132 000
Number of castors	pcs	8	8	8 / 8	8 / 8
Castors dimensions	Ø x l mm / in	200 x 170 / 7.9 x 6.7"	200 x 170 / 7.9 x 6.7"	200 x 170 / 85 / 79 x 67 / 33"	200 x 170 / 85 / 79 x 67 / 33"
Fitting height	mm / in	230 / 9.1"	230 / 9.1"	230 / 9.1"	230 / 9.1"
Supporting surface per cassette	E x F mm / in		395 x 260 / 15.6 x 10.2"		395 x 260 / 15.6 x 10.2"
Cassette dimensions	L2 x B2 mm / in		740 x 395 / 29.1 x 15.6"		740 x 560 / 29.1 x 22.0"
Connecting rod with joint	Length mm / in		2x 1 540 / 60.6		2x 1 540 / 60.6"
Cassettes adjustable from - to	G - H mm / in		585-1 155 23-45.5"		700-2 800 / 27.6-110.2"
Supporting surface of turntable	Ø C mm / in	250 / 9.8"		250 / 9.8"	
Dimensions	L1 x B1 mm / in	650 x 1 060 / 25.6 x 41.7"		650 x 1 400 / 25.6 x 55.1"	
Handlebar with pulling eye	Length mm / in	1 590 / 62.6"		1 590 / 62.6"	
Weight JUWATHan plus	kg / lbs	320 / 705	289 / 637	450 / 992	410 / 904
Order-no. with JUWATHan plus		09 350 200-H	10 350 200-H	09 600 200-H	10 600 200-H

Sturdy castors for any application

High quality coatings



K-series



G-series



K-series Professional



G-series

JUWathan® plus



S-series



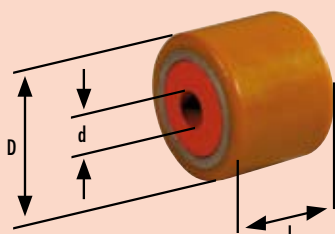
H-series

JUWathan®



H-series

Sketch



Recommended use

	Castor type and coat	
Recommended use for	JUWathan® JUWathan® plus JUWathan® Professional	Steel
Plain and clean floors	✓	
For any floors, swarf resistant	✓	
Bad floors with roughness		✓

Details

- **JUWathan® castor design:** The coating is molded around a steel core. Two precision ball bearings are pressed into the steel core.
- **JUWathan® plus castor design:** Based on the JUWathan roller, the new JUWathan-plus castor has a new and improved coating material and a more advanced construction. **NEW:** An aluminum core replaces the steel core for easier handling at the same strength. A polyurethane based lining material is bonded around the aluminum core. This construction reduces the rolling resistance and weight by nearly 30 percent.
- **JUWathan® Professional:** The professional series roller was developed based on the JUWathan plus roller. The side-by-side double roller system provides higher load capacity (2x2 ball bearings) and offers greatly reduced rolling resistance. Turning of the steerable trolley requires less force because the rollers can turn against one another resulting in extremely reduced friction between surface and roller. The much lower friction resistance also causes the rollers on the rear axis to follow in a truer course.

JUWathan® plus	Sketch	K-series*	K-series Professional*	G-series*	G-series*	
Load capacity		kg / lbs	750 / 1 650	875 / 1 925	1 000 / 2 200	2 000 / 4 400
Outside diameter	D	mm / in	85 / 3.3"	85 / 3.3"	140 / 5.5"	140 / 5.5"
Inside diameter	d	mm / in	25 / 1"	25 / 1"	35 / 1.4"	35 / 1.4"
Fitting length	l	mm / in	85 / 3.3"	85 / 3.3"	59 / 2.3"	120 / 4.7"
Weight		kg / lbs	0,85 / 1.9	0,95 / 2.1	1,50 / 3.3	3,20 / 7.1
Order-no.			95 050 057-V	95 050 089-D	95 050 047-V	95 050 048-V

JUWathan®	Sketch	S-series*	H-series*	H-series*	
Load capacity		kg / lbs	1 500 / 3 300	2 100 / 4 620	4 200 / 9 240
Outside diameter	D	mm / in	90 / 3.5"	200 / 7.9"	200 / 7.9"
Inside diameter	d	mm / in	35 / 1.4"	70 / 2.8"	70 / 2.8"
Fitting length	l	mm / in	120 / 4.7"	85 / 3.3"	170 / 6.7"
Weight		kg / lbs	1,75 / 3.9	8,5 / 18.7	18 / 39.7
Order-no.			95 050 025-V	95 050 090-V	95 050 053-V

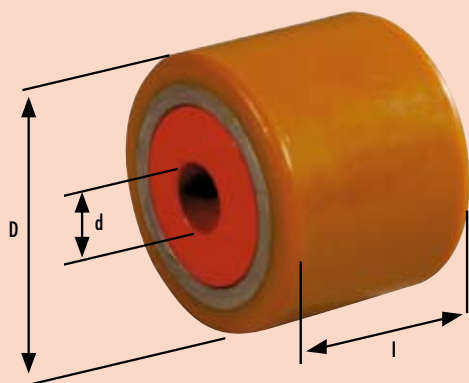
*We grant 5 years of warranty on operability of our wheels except improper use or normal abrasion.



Our products are also available in galvanized steel

Details

- **JUWAmid castor design:** The coating is molded around a steel core. Two precision ball bearings are pressed into the steel core.
- **Steel castor design:** The steel body is made of a seamless steel tube. Two ball bearings are pressed into the body.




Steel	Sketch	K-series	S-series
Load capacity	kg/lbs	750 / 1 650	1500 / 3 300
Outside diameter	D mm/in	85 / 3.3"	90 / 3.5"
Inside diameter	d mm/in	25 / 1"	35 / 1.4"
Fitting length	l mm/in	85 / 3.3"	120 / 4.7"
Weight	kg/lbs	2,40 / 5.3	2,85 / 6.3
Order-no.		95 050 043-S	95 050 026-S

JUWAmid	Sketch	JKB 1	JKB	JKB R
Load capacity	kg/lbs	750 / 1 650	750 / 1 650	750 / 1 650
Outside diameter	D mm/in	75 / 3"	85 / 3.3"	85 / 3.3"
Inside diameter	d mm/in	20 / 0.8"	25 / 1"	25 / 1"
Fitting length	l mm/in	60 / 2.4"	43 / 1.7"	43 / 1.7"
Weight	kg/lbs	0,35 / 0.8	0,3 / 0.7	0,3 / 0.7
Order-no.		95 050 079-E	95 050 088-P	95 050 091-P

Advantages in detail

- Capable for employment in sensitive environments having to conform to standards such as clean rooms.
- Provides collision protection against chipping and peeling of finish.
- Improved defense against corrosion.
- Prevents damage from paint dissolving chemicals like turpentine.



JH 10 G plus ku



JH 13 P



JKB 3



JLB 6 K



JFB 6 K